



Golf Course Guide

Donald Steel has created a genuine masterpiece for CampoReal with minimal disruption to the existing landscape, flora and fauna. Set within the natural vegetation, dotted with cork-oak trees and fragrant olive and eucalyptus trees, the course smells almost as good as it looks!

Starting and ending with par 5 holes, the CampoReal golf course plays over a hilly landscape into beautiful valleys. While you enjoy stunning views at the elevated tees, the undulating greens and uphill and downhill drives will be a true test of your judgement and skill. With dramatic changes of level, there are many exciting shots to play – especially from the back tees where the length is just over 6,100 metres (6,671 yards).

Take a look through the holes in the interactive CampoReal golf course guide to get a feel for the shots required.



Hole One

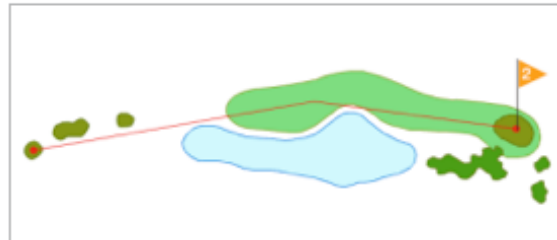
The opening hole provides a welcoming start to the course with the elevated tee position on this par 5 encouraging golfers to 'open their shoulders'. However, the lake awaits the pushed or sliced tee shot so a long iron may be the preferred club for the better players. The key to the second shot is to leave a good line into the slightly elevated green.



1st Hole
475 metres
Par 5

Hole Two

Possibly the toughest hole in the course comes early in the round. The lake again comes into play but, unlike the 1st, opting to play left only runs the risk of bringing the stream line into play. A long second is required to the green.



2nd Hole
366 metres
Par 4

Hole Three

This is the start of a beautiful stretch of holes in some stunning countryside which benefits from many mature trees. The slightly uphill drive needs to be accurate to find the fairway, from where a medium length shot to the angled green should be required.

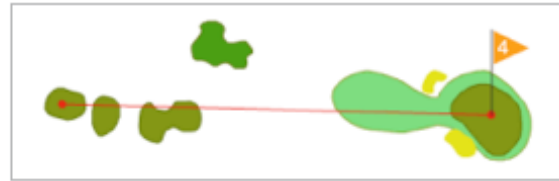


3rd Hole
390 metres
Par 4

Hole Four

The first of the par 3's plays slightly downhill to the green which is bunkered left and right. The views are stunning from both green and tee and make the playing experience particularly enjoyable.

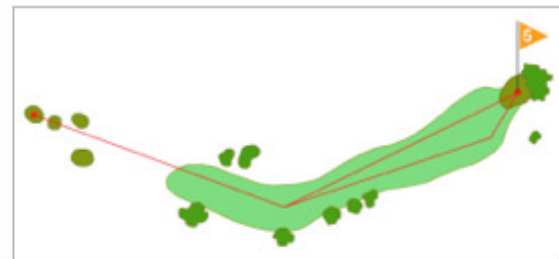
4th Hole
177 metres
Par 3



Hole Five

This short par 5 is naturally gifted in the terrain over which it plays. A downhill drive plays into a gorgeous valley which is framed by many beautiful cork oak trees. The temptation is to reach the green in two shots but this will be a very difficult proposition as the approach to the green has a strong ridge running into it and several bunkers diving the fairway. Too short and the ridge kills the roll of the ball but too long or right and the punishing drop away at the rear and to the right awaits. However, laying up short will still leave a tantalising pitch to a small green. A classic par 5.

5th Hole
434 metre
Par 5



Hole Six

The 6th hole is a really testing par 4. Some earth movement has been carried out to provide a level plateau of fairway from which to play to from the tee but a steep slope will claim any ball which is sliced away. If the fairway is found and the drive is long enough, a dramatic downhill approach shot will provide significant exhilaration.

6th Hole
424 metres
Par 4



Hole Seven

From the back tee located behind the 6th green, this hole requires a long tee shot in order to reach the corner of the dogleg. The drive also needs to be accurate as this will be one of the narrowest fairways on the course, but the significant valley down which the hole plays is quite forgiving and provides the hole with a very private character. The green is long and narrow with trees making a pleasing backdrop.

7th Hole
408 metres
Par 4



Hole Eight

A short climb brings the golfer to another elevated tee position. The long par 3 tests the accuracy of the long iron or even fairway wood department. Another long and narrow green awaits with any shot which is slightly pulled running the risk of finding the stream line only metres to the left.

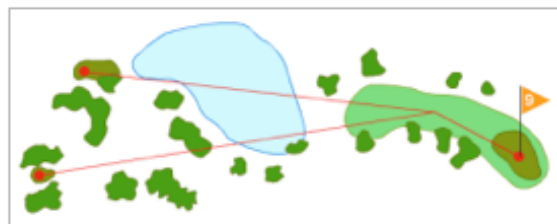
8th Hole
213 metres
Par 3



Hole Nine

The high back tee sits on top of a rocky knob and will entice the longer hitters to attempt to reach the green with the drive. This is certainly possible but recovery from the steep drop to the right of the green with require a very deft touch...

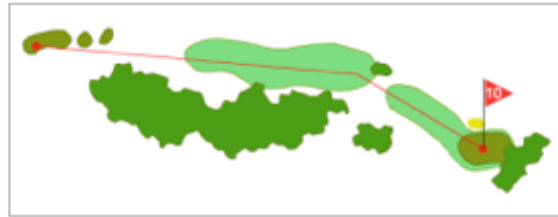
9th Hole
262 metres
Par 4



Hole Ten

The back nine begins with yet another downhill drive. The stream line dominates the left hand side of the hole but a tee shot down the right of the fairway will give the best line into the green, which contains some devillish slopes within it.

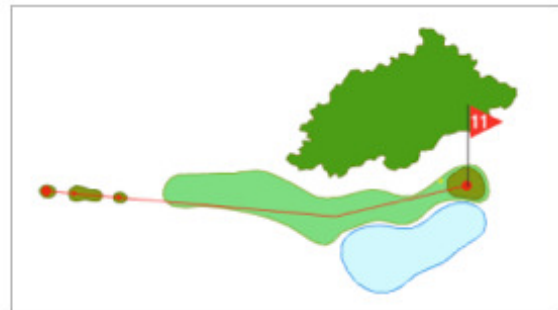
10th Hole
315 metres
Par 4



Hole Eleven

The existing 10th hole will form the link to the new land. This will be very efficient with a short walk through to the 11th tees. The hole will provide a refreshing change to the large changes of elevation of the other holes at CampoReal. It plays along the flat base of the river valley but its challenge will be formed by the river to the left and the mature woodland to the right for the drive and a new lake created for the 2nd shot. Two very good shots will be required to reach the green and secure a par.

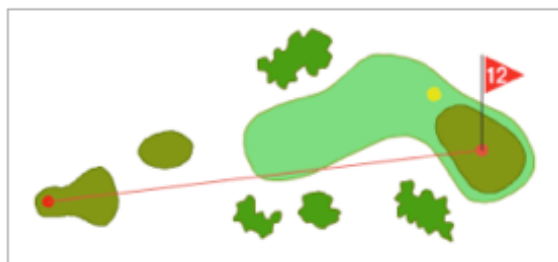
11th Hole
343 metres
Par 4



Hole Twelve

A climb up to the 12th tees will provide some very attractive views of the 7th and 8th holes from an unusual direction. The par 3 12th will be slightly uphill with a green cut into the hillside. It will be essential to hit the ball up to the flag as any shot falling short will present a difficult recovery.

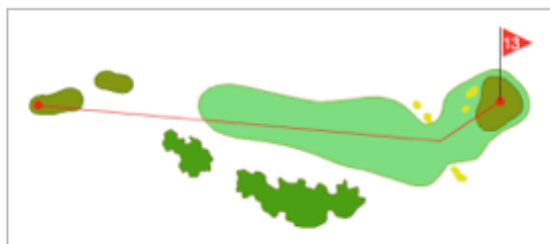
12th Hole
135 metres
Par 3



Hole Thirteen

The 13th hole will be a fun short par 4. The golfers should have the chance of a birdie or even an eagle as the longer hitters will be able to reach the green with their tee shots. However, any miss shot could be severely punished with bunkers awaiting and a sheer drop at the rear of the green.

13th Hole
235 metres
Par 4

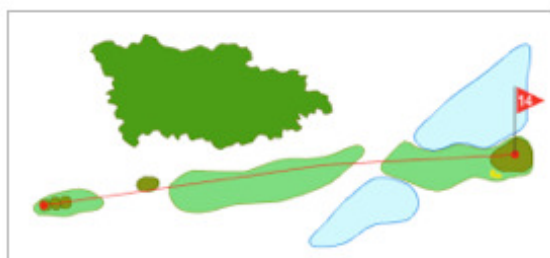


Hole Fourteen

The 14th could well take the mantle of being the most dramatic of all the holes at CampoReal. The tee shot will be played through a narrow gap in the cork trees and over the top of the cork trees which lie below the tee in the carry. The fairway lies almost 30m below the level of the tees which means that the ball will seem to hang in the air forever.

Assuming that the tee shot is negotiated well, the approach to the green will have to be played over the river crossing the hole and will need to avoid two lakes to reach the green.

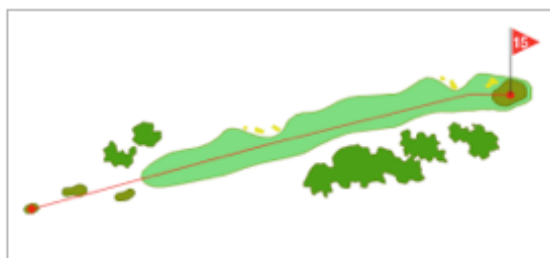
14th Hole
353 metres
Par 4



Hole Fifteen

This par 5 will require three good shots to reach the green as it plays steadily up a hill from the tee. There will be a reasonable cross slope on the fairway from left to right so good control over the flight of the ball will be required. The green will be perched on a ledge with a steep drop off to the right so an accurate approach will be required.

15th Hole
481 metres
Par 5



Hole Sixteen

The 16th hole offers an exhilarating drive from a high tee position down to a fairway on flatter ground. The hole will be a long par 4 so two good shots will have to be hit to find the green surface which will be protected by two bunkers to the right.

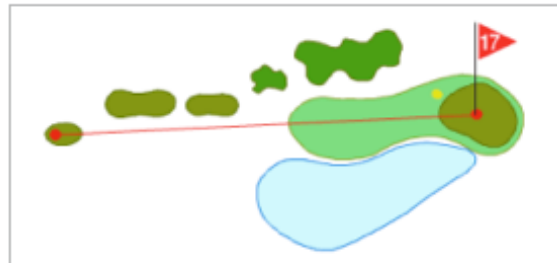
16th Hole
407 metres
Par 4



Hole Seventeen

The lake to the right of the par 3 17th hole will dominate the thoughts of the golfers on the tee. It will be essential to keep the ball to the left of the hole. Shots will feed down to the flag from the left side. A classic watery par 3.

17th Hole
166 metres
Par 3



Hole Eighteen

The 18th is the first hole where a fairway bunker is needed to challenge the tee shot, such is the natural character of the terrain for the course at CampoReal. If the bunker can be avoided, this hole is a potential birdie, or even an eagle (for the long drivers) opportunity, although good judgement will be needed for the uphill pitch shot.

18th Hole
268 metres
Par 4

